




REAL PEOPLE. REAL SOLUTIONS. REAL LIFE.


| Insur e

<https://www.guard.me/login.php>

Note:



CHANGE PASSWORD



CHANGE




will receive confirmation.




<https://www.guard.me/login.php>

Note:




ADD/UPDATE ADDRESS




CHANGE

Note: *



CLAIMS



*

Claims

My Claims

CLAIM ID **CLAIMED** **PAID** **SERVICE** **RECEIVED** **DATE PAID** **PAID AMOUNT**

706799	\$600.00	\$0.00		June 22, 2019	June 27, 2019	
--------	----------	--------	--	---------------	---------------	--

Your claim has been forwarded to the International Claims Department. Toll-Free Telephone: 1-888-871-7000. Email: claims@guarant.com

Previous **1** Next

***Estimated Payment Process**

Cheque: A cheque is mailed to the address provided on your claim within three business days.
Wire Transfer: Funds will be available in your account within three business days.
Direct Deposit: Funds will be available in your account between two and three business days from the Date Paid.
Prepaid Debit Card: Funds on previously registered cards.

Dependents Claims

This section is currently empty.


HEALTH CARD

The screenshot shows the 'Policies' page on the Guard.me website. The page features a sidebar with navigation options: DASHBOARD, POLICIES, CLAIMS, DEPENDENTS, CHANGE PASSWORDS, SECURITY QUESTIONS, and 2 FACTOR AUTH. The main content area is titled 'My Policies' and displays a table of active policies. A blue arrow points to the 'Submit a Claim' button in the first row of the table.


Policy #	Policy Name	Effective Date	Expiration Date	Policy Wk. #	Summary
037171240M	Expired	Jan 01, 2020	Dec 31, 2020		

<https://www.guard.me/login.php>

Note:



POLICIES



DOCUMENTS

The screenshot displays the 'My Policies' page on the Guardium International website. The page features a navigation menu on the left with options like 'DASHBOARD', 'My Policies', 'CLAIMS', 'CHANGE PASSWORD', 'WELLNESS', and '2 FACTOR AUTH'. The main content area shows a user profile with fields for Account Name, State of Birth, and Email Address. Below the profile is a table of policies with columns for POLICY NUMBER, STATUS, START DATE, END DATE, HEALTH CARD, VISA, and DOCUMENT. A 'Submit' button is located below the table. Two blue arrows point to the 'DOCUMENT' column header and a document icon in the table.


POLICY NUMBER	STATUS	START DATE	END DATE	HEALTH CARD	VISA	DOCUMENT
						

<https://www.guard.me/login.php>

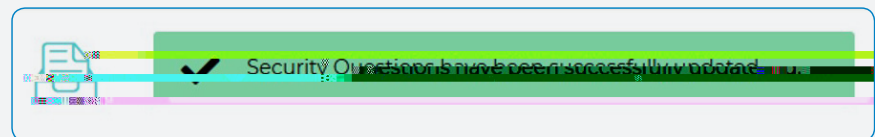
Note:



SECURITY QUESTIONS




CHANGE




<https://www.guard.me/login.php>

Note:



POLICIES



POLICY NUMBER

Submit a Claim





Submit A Claim

Hello, Test Four Demo Four

To make your claim process as easy as possible, we need you to answer a few questions. Please have ready your tickets or any other supporting documentation.

Is this claim an accident or work injury?

Yes

No

NEXT

- HOME
- PROFILE
- CLAIMS
- DEPENDENTS
- CHANGE PASSWORD
- SECURITY QUESTIONS
- 2 FACTOR AUTH